






WENZHOU LUMEIM A/C PARTS CO.,LTD
 www.lmacfitting.com Email:andy@lmacfitting.com

Crimp style fittings are made to fit both Standard barrier hose and Reduced barrier hose.



Female O-Ring


CRIMP STYLE








ILLUSTRATION	LM-BL	LM-RB	LM-SB	LM-SR	THREAD	F	H	PORT
 Female - Straight	LM-BL1301	LM-RB1301	LM-SB1301	LM-SR1301	5/8"-18	6	6	
	LM-BL1302	LM-RB1302	LM-SB1302	LM-SR1302	3/4"-16	8	8	
	LM-BL1303	LM-RB1303	LM-SB1303	LM-SR1303	7/8"-14	10	10	
	LM-BL1304	LM-RB1304	LM-SB1304	LM-SR1304	1 1/16"-14	12	12	
 Female - 45°	LM-BL1311	LM-RB1311	LM-SB1311	LM-SR1311	5/8"-18	6	6	
	LM-BL1312	LM-RB1312	LM-SB1312	LM-SR1312	3/4"-16	8	8	
	LM-BL1313	LM-RB1313	LM-SB1313	LM-SR1313	7/8"-14	10	10	
	LM-BL1314	LM-RB1314	LM-SB1314	LM-SR1314	1 1/16"-14	12	12	
 Female - 90°	LM-BL1321	LM-RB1321	LM-SB1321	LM-SR1321	5/8"-18	6	6	
	LM-BL1322	LM-RB1322	LM-SB1322	LM-SR1322	3/4"-16	8	8	
	LM-BL1323	LM-RB1323	LM-SB1323	LM-SR1323	7/8"-14	10	10	
	LM-BL1324	LM-RB1324	LM-SB1324	LM-SR1324	1 1/16"-14	12	12	



with R134a Port | Female O-Ring

CRIMP STYLE


 Female - Straight	LM-BL1301-3	LM-RB1301-3	LM-SB1301-3	LM-SR1301-3	5/8"-18	6	6	16MM -H
	LM-BL1302-3	LM-RB1302-3	LM-SB1302-3	LM-SR1302-3	3/4"-16	8	8	16MM-H
	LM-BL1303-3	LM-RB1303-3	LM-SB1303-3	LM-SR1303-3	7/8"-14	10	10	13MM-L
	LM-BL1304-3	NS	LM-SB1304-3	LM-SR1304-3	1 1/16"-14	12	12	13MM-L
	LM-BL1307-3	LM-BL1307-3	LM-BL1307-3	LM-BL1307-3	7/8"-14	10	12	

 <p>Female - 45°</p>	LM-BL1311-3 LM-BL1312-3 LM-BL1313-3 LM-BL1317-3	NS LM-RB1312-3 LM-RB1313-3 NS	LM-SB1311-3 LM-SB1312-3 LM-SB1313-3 LM-BL1317-3	LM-SR1311-3 LM-SR1312-3 LM-SR1313-3 LM-BL1317-3	5/8"-18 3/4"-16 7/8"-14 7/8"-14	6 8 10 10	6 8 10 12	16MM -H 16MM-H 13MM-L 13MM-L
 <p>Female - 90°</p>	LM-BL1321-3 LM-BL1322-3 LM-BL1323-3 LM-BL1327-3	LM-RB1321-3 LM-RB1322-3 LM-RB1323-3 LM-BL1327-3	LM-SB1321-3 LM-SB1322-3 LM-SB1323-3 LM-BL1327-3	LM-SR1321-3 LM-SR1322-3 LM-SR1323-3 LM-BL1327-3	5/8"-18 3/4"-16 7/8"-14 7/8"-14	6 8 10 10	6 8 10 12	16MM -H 16MM-H 13MM-L 13MM-L
<div style="display: flex; justify-content: space-between; align-items: center;">  <h1 style="margin: 0;">Splicer</h1> CRIMP STYLE </div>								
 <p>Straight with R134 Port</p>	LM-BL6101-3 LM-BL6102-3 LM-BL6103-3 LM-BL6104-3	LM-RB6101-3 LM-RB6102-3 LM-RB6103-3 LM-BL6104-3	LM-SB6101-3 LM-SB6102-3 LM-SB6103-3 LM-BL6104-3	LM-SR6101-3 LM-SR6102-3 LM-SR6103-3 LM-BL6104-3	6X6 8X8 10X10 12X12	6 8 10 12	6 8 10 12	16MM -H 16MM-H 13MM-L 13MM-L
 <p>Splicer - Straight</p>	LM-BL6101 LM-BL6102 LM-BL6103 LM-BL6104	LM-RB6101 LM-RB6102 LM-RB6103 LM-RB6104	LM-SB6101 LM-SB6102 LM-SB6103 LM-SB6104	LM-SR6101 LM-SR6102 LM-SR6103 LM-SR6104	6X6 8X8 10X10 12X12	6 8 10 12	6 8 10 12	
 <p>Splicer - 90°</p>	LM-BL6121 LM-BL6122 LM-BL6123 LM-BL6124	NS NS NS NS	LM-SB6121 LM-SB6122 LM-SB6123 LM-SB6124	NS LM-SR6122 NS LM-SR6124	6X6 8X8 10X10 12X12	6 8 10 12	6 8 10 12	
 <p>Splicer - T</p>	LM-BL6201 LM-BL6202 LM-BL6203 LM-BL6204	LM-RB6201 NS NS LM-RB6204	LM-SB6201 LM-SB6202 LM-SB6203 LM-SB6204	NS NS NS LM-SR6204	6X6X6 8X8X8 10X10X10 12X12X12	6 8 10 12	6 8 10 12	



with R134a Port | O-Ring

QUICK CLIP



Female - 45°

LM-BU1312-3
LM-BU1313-3

3/4"-16
7/8"-14

8
10

8
10

LM-BU1317-3

10

12

16MM-H
13MM-L



Female - 90°

LM-BU1321-3
LM-BU1322-3
LM-BU1323-3
LM-BU1324-3

5/8"-18
3/4"-16
7/8"-14
1 1/16"-14

6
8
10
12

6
8
10
12

LM-BU1327-3

10

12


16MM -H
16MM-H
13MM-L
13MM-L



Splicer

QUICK CLIP

T-Splicer



QUICK CLIP

LM-3006-Q
LM-3008-Q
LM-3010-Q
LM-3012-Q



Blue Locator

6
8
10
12

6
8
10
12



Stainless Clamp

6
8
10
12

6
8
10
12



Female O-Ring

MANULI



Female-Straight

LM-MA1301
LM-MA1302
LM-MA1303
LM-MA1304

5/8"-18
3/4"-16
7/8"-14
1 1/16"-14








6
8
10
12



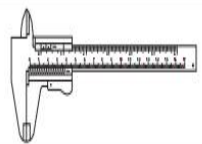






6
8
10
12

LM-MA1305
LM-MA1308
LM-MA1307
LM-MA1310

6
8
10
12

8
6
12
10

 Female - 45°	LM-MA1311 LM-MA1312 LM-MA1313 LM-MA1314	5/8"-18 3/4"-16 7/8"-14 1 1/16"-14	6 8 10 12	6 8 10 12	LM-MA1315 LM-MA1318 LM-MA1317 LM-MA1310	6 8 10 12	8 6 12 10		
 Female - 90°	LM-MA1321 LM-MA1322 LM-MA1323 LM-MA1324	5/8"-18 3/4"-16 7/8"-14 1 1/16"-14	6 8 10 12	6 8 10 12	LM-MA1325 LM-MA1328 LM-MA1327 LM-MA1320	6 8 10 12	8 6 12 10		
with R134a Port O-Ring						MANULI			
 Female-Straight	LM-MA1301-3 LM-MA1302-3 LM-MA1303-3 LM-MA1304-3	5/8"-18 3/4"-16 7/8"-14 1 1/16"-14	6 8 10 12	6 8 10 12	LM-MA1306-3 LM-MA1308-3 LM-MA1307-3	8 8 10	10 12 12	16MM -H 16MM-H 13MM-L 13MM-L	
ACHF Splicer						MANULI			
 STRAIGHT	LM-MA6101 LM-MA6102 LM-MA6103 LM-MA6104	5/8"-18 3/4"-16 7/8"-14 1 1/16"-14	6 8 10 12	6 8 10 12	  SAE J2064 TYPE E				
 90° ELBOW	LM-MA6121 LM-MA6122 LM-MA6123 LM-MA6124	5/8"-18 3/4"-16 7/8"-14 1 1/16"-14	6 8 10 12	6 8 10 12					

 <p>T splicer</p>	LM-MA6201 LM-MA6202 LM-MA6203 LM-MA6204	6X6X6 8X8X8 10X10X10 12X12X12	6 8 10 12	6 8 10 12																																	
					PART. REF.	HOSE SIZE	O.D.																														
 <p>Y splicer</p>	LM-MA6302 LM-MA6304	8X8X8 12X12X12	8 12	8 12	<table border="1"> <thead> <tr> <th></th> <th>DN</th> <th>dash</th> <th>inch</th> <th>mm</th> <th>inch</th> </tr> </thead> <tbody> <tr> <td>H09002008*</td> <td>8</td> <td>-06</td> <td>5/16"</td> <td>12,7</td> <td>0,50</td> </tr> <tr> <td>H09002010*</td> <td>10</td> <td>-08</td> <td>13/32"</td> <td>16,0</td> <td>0,63</td> </tr> <tr> <td>H09002013*</td> <td>13</td> <td>-10</td> <td>1/2"</td> <td>18,1</td> <td>0,71</td> </tr> <tr> <td>H09002016*</td> <td>16</td> <td>-12</td> <td>5/8"</td> <td>21,7</td> <td>0,85</td> </tr> </tbody> </table>				DN	dash	inch	mm	inch	H09002008*	8	-06	5/16"	12,7	0,50	H09002010*	10	-08	13/32"	16,0	0,63	H09002013*	13	-10	1/2"	18,1	0,71	H09002016*	16	-12	5/8"	21,7	0,85
	DN	dash	inch	mm	inch																																
H09002008*	8	-06	5/16"	12,7	0,50																																
H09002010*	10	-08	13/32"	16,0	0,63																																
H09002013*	13	-10	1/2"	18,1	0,71																																
H09002016*	16	-12	5/8"	21,7	0,85																																
 <p>H splicer</p>	LM-MA6402 LM-MA6404	8X8X8 12X12X12	8 12	8 12																																	
 <p>STRAIGHT W/ PORT</p>	LM-MA6101-3 LM-MA6102-3 LM-MA6103-3 LM-MA6104-3	6X6 8X8 10X10 12X12	6 8 10 12	6 8 10 12																																	
 <p>CLAMP WITH 2 HOLES</p>	LM-3006-MA LM-3008-MA LM-3010-MA LM-3012-MA	6X6 8X8 10X10 12X12	6 8 10 12	6 8 10 12	 <p>CLAMP NO HOLES</p>	6 8 10 12	6 8 10 12																														